



CITY THEATRICAL

NEW YORK • LONDON


Installation Guide for GLP X4XL Concentric Rings (P/N 6377)



1. Remove the four M3 nylon lock nuts from front of lens, save these parts.



2. Replace M3 Nylon Lock washer with 14mm standoff. Bottom of standoff should come stop after contacting rubber grommet, do not over tighten standoff.



3. Place concentric rings onto lamp face, threaded stand offs will fit inside of tabs on inside of ring.

4. Use original nuts to secure concentric rings to standoffs.

475 BARELL AVENUE, CARLSTADT, NJ 07072
800/230/9497 201/549/1160 201/549/1161 FAX
www.citytheatrical.com