

PATHPORT DIN-MOUNT DMX/RDM ETHERNET GATEWAY



Models shown: 1. PWPP DIN P1
2. PWPP DIN P2
3. PWPP DIN P4

WARRANTY

3-year limited warranty. Complete warranty terms located at: <https://www.acuitybrands.com/support/warranty>

NOTE

Actual performance may differ as a result of end-user environment and application. Specifications subject to change without notice.



Pathport DIN-mount models support SixEye cloud-based remote management

ORDERING INFORMATION

PWPP		EXAMPLE: PWPP DIN P4	
Series	Form Factor	Port Quantity	
PWPP Pathway Pathport DMX/RDM Ethernet Gateway	DIN DIN-mount	P1	1 DMX Port (4.5")
		P2	2 DMX Ports (4.5")
		P4	4 DMX Ports (8.0")

Accessories	
PWPWR DIN TERM 100W 48VDC	Power Supply, DIN-mount, Compression Fit Terminal, 100 Watts, 48 Volts DC
PWENC SHELF HOR	DIN System Enclosure, 2-RU Shelf unit with 2x16.5", Horizontal Rails
PWENC SML VER	DIN System Enclosure, Small 10" x 13" x 4.5", Vertical Rails
PWENC MED VER	DIN System Enclosure, Medium 10" x 23" x 4.5", Vertical Rails
PWENC SML HOR	DIN System Enclosure, Small 10" x 13" x 4.5", Horizontal Rails
PWENC MED HOR	DIN System Enclosure, Medium 10" x 23" x 4.5", Horizontal Rails
PWENC LRG VER	DIN System Enclosure, Large 18.5" x 31.5" x 6.25", Vertical Rails
PWCON SPARE IDC5 Q4	Connector, Spare, 5-Pin Insulation Displacement Contact Connector, (Qty 4)
PWCON SPARE CSC5 Q4	Connector, Spare, 5-Pin Compression Screw Connector, (Qty 4)

OVERVIEW

The Pathport® series of DMX/RDM Ethernet Gateways are the heart of DMX distribution.

Connect DMX512 control devices and send data over an Ethernet network to DMX512-capable end devices such as intelligent lighting fixtures, LEDs, Dimmers, and more. Each port can be configured as an Input or Output as needed.

The compact Pathport® DIN-mount Gateways are designed for permanent installation and available in a variety of port counts. They are configured using the free downloadable software, Pathscape.

Advanced features include extensive protocol support, slot-by-slot patching using multiple sources, cross-fading on priority change, and signal loss behavior. Different Ethernet protocols may be merged together and prioritized. Status LEDs provide instant confirmation of port activity.

FEATURES

- Convert DMX512 to Ethernet protocol for distribution
- Convert Ethernet protocol to DMX512 for end devices
- One, Two, or Four DMX512 ports, individually configurable
- LED Indicators for Port Direction, Power, Ethernet link activity, and Identify
- DMX output configured as whole universes or custom slot-by-slot patch
- Map up to eight control sources to each output slot, with merge and/or priority options for each source
- Acts as E1.20 RDM controller, when used with free Pathscape configuration software or ANSI E1.33 RDMnet compliant controllers
- User-configurable DMX output speed and signal loss behavior
- Supports the following Ethernet sending and receiving protocols:
 - Pathway ssACN (Secure sACN)
 - E1.31 streaming ACN (sACN)
 - Art-Net
 - Pathport Protocol
 - ShowNet
- Operates on Power-over-Ethernet (PoE) or auxiliary 24-48VDC input
- Mounts to standard 35mm DIN rail
- Contact closure input configurable per port to Pause RDM or DMX Force Hold (P4)
- microSD card slot allows backup or restore of device configuration (P4)
- Also available in Wall-mount (PWPP WM) and Portable (PWPP DT) form factors

SPECIFICATIONS

Electrical

Input Ratings	PWPP DIN P1, P2
	PoE Class 1 device 18-48VDC auxiliary power input 4W maximum power consumption
	PWPP DIN P4
	PoE Class 2 device 24-48VDC auxiliary power input 7W maximum power consumption Dry Contact Closure

Isolation & Fault Protection	PWPP DIN P1, P2
	60V fault protection on DMX ports
	PWPP DIN P4
	3000V isolation between DMX ports 60V fault protection on DMX ports

Regulatory Compliance	PWPP DIN P4
	CE

Mechanical

Dimensions	PWPP DIN P1, P2	4.5" W x 4" H x 1.9" D (113mm W x 103mm H x 48mm D)
	PWPP DIN P4	8.0" W x 4" H x 1.9" D (203mm W x 103mm H x 48mm D)

Weight	0.4 lbs (0.18 kg)
---------------	-------------------

Environmental

Operating Temperature	14°F to 113°F (-10°C to 45°C)
------------------------------	-------------------------------

Relative Humidity	5-95%, non-condensing
--------------------------	-----------------------

Standard Compliance	PWPP DIN P4
	RoHS 2011/65/EU:2015/863

General

Compliance	ANSI E1.11 DMX512-A R2013 ANSI E1.20 RDM - Remote Device Management ANSI E1.31 sACN - Streaming ACN, Art-Net, Strand ShowNet, Pathway ssACN ANSI E1.33 RDMnet - RDM over IP IEEE 802.3af Power-over-Ethernet Class 2 Low Voltage California Title 1.81.26, Security of Connected Devices
-------------------	--

PART NUMBER CROSS-REFERENCE

PREVIOUS	NEW	
Part Number	Catalog Number	Description
6821	PWPP DIN P1	Pathport, DIN-mount, 1-Port (4.5")
6822	PWPP DIN P2	Pathport, DIN-mount, 2-Ports (8")
6824	PWPP DIN P4	Pathport, DIN-mount, 4-Ports (8")

WIRING

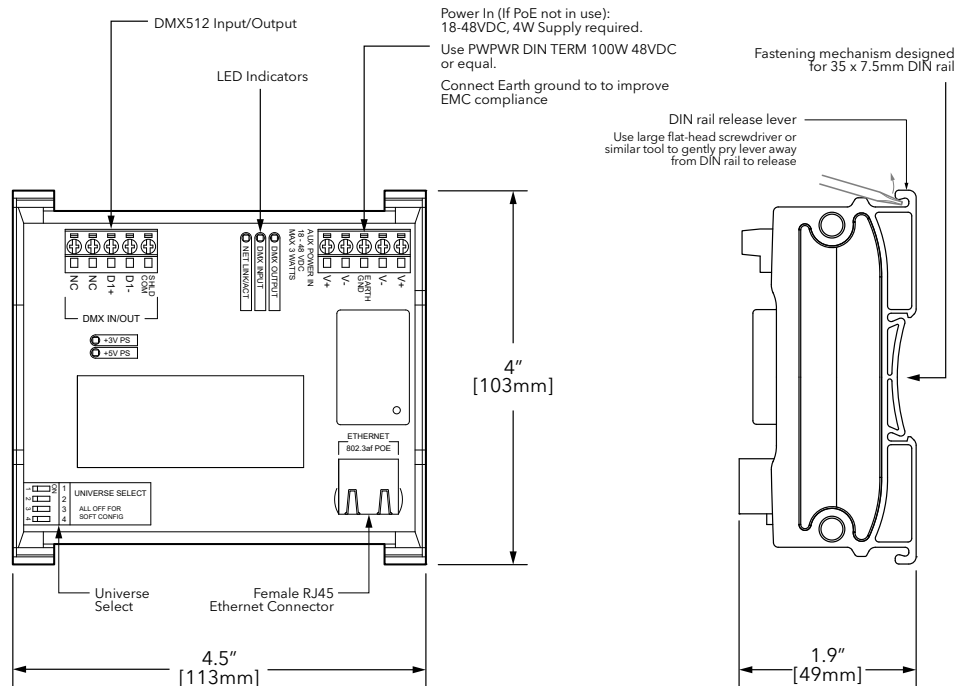
DMX512 / RDM PINOUT		
Purpose	XLR / Terminal Block Pin #	RJ45 PIN # and Wire Color
Shield / Common	1	7 - White / Brown or 8 - Brown ¹
Data - (complement)	2	2 - Orange
Data + (true)	3	1 - White / Orange
Not Used	4	6 - Green
Not Used	5	3 - White / Green
Not Used - Do Not Connect	N/A	4 - Blue
Not Used - Do Not Connect	N/A	5 - White / Blue

Notes

1. For Insulation Displacement Contact (IDC) connectors, connect *only one* of these wires.

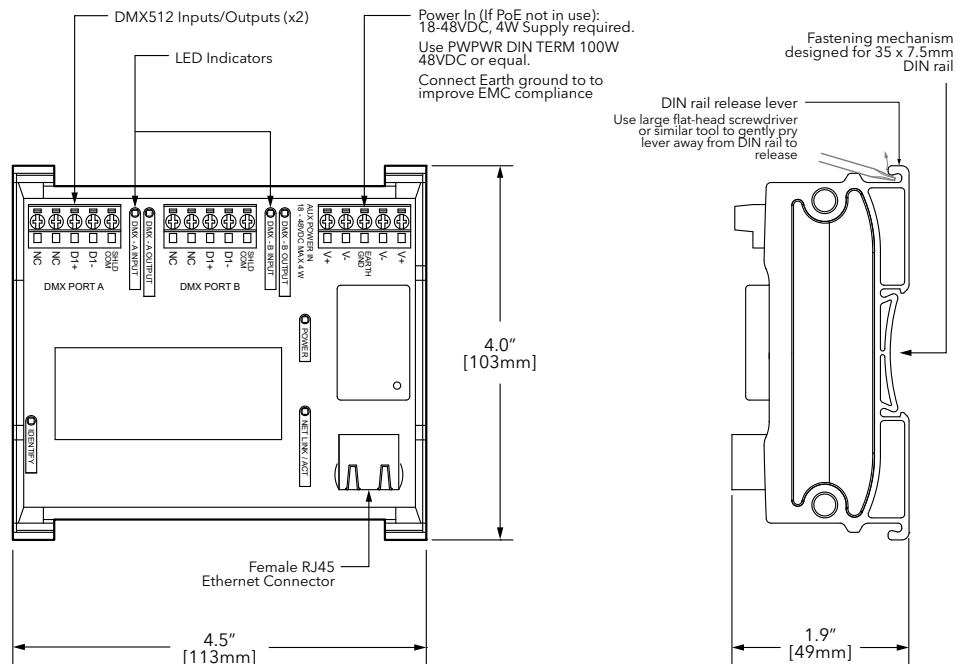
DIMENSIONS

PWPP DIN P1

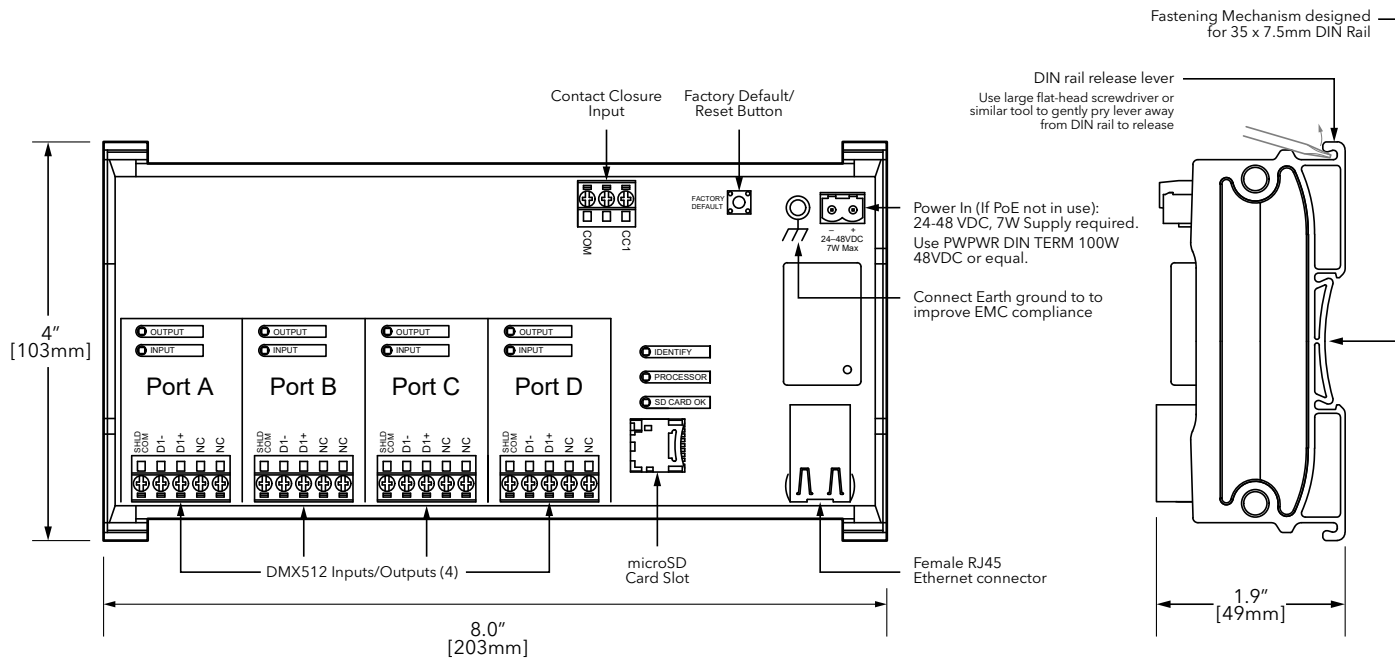


DIMENSIONS

PWPP DIN P2



PWPP DIN P4



APPLICATION RISER

